



TRIPLE THREAT FACTS AND FIGURES TRANS NZOIA COUNTY

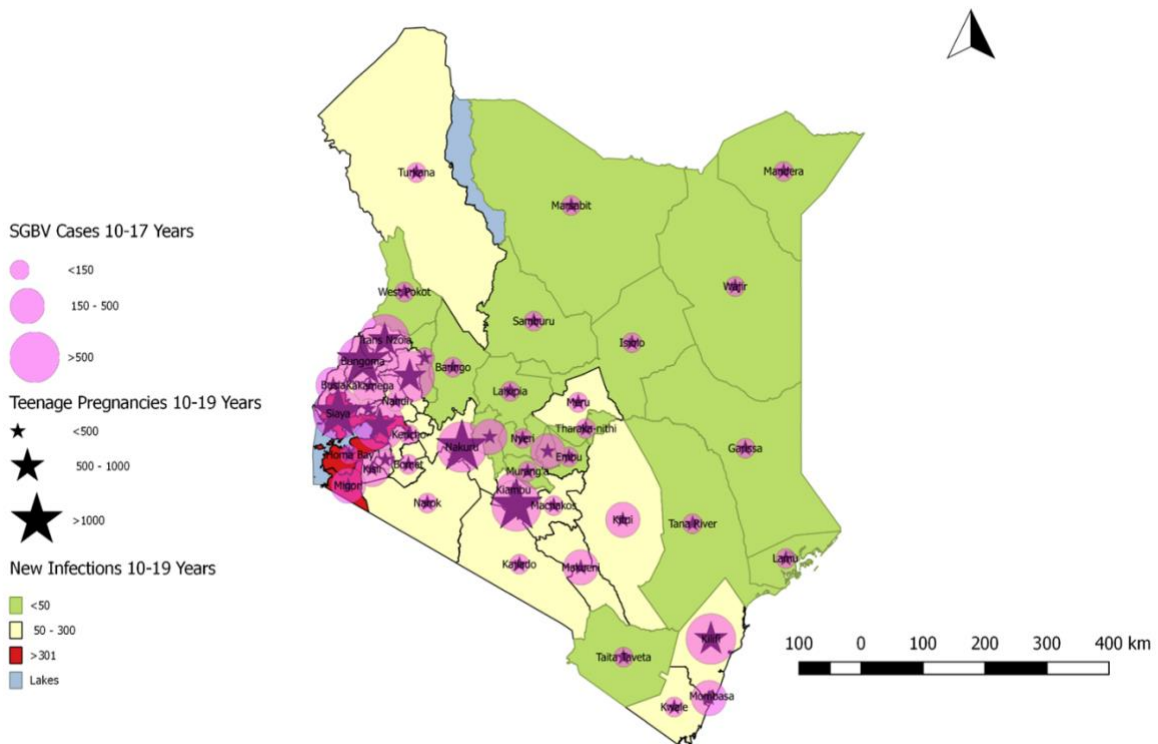
The triple threat in Kenya

Background

Kenya is committed to ending HIV as a public health threat by 2030. AIDS related deaths have reduced by 67% from 58,446 in 2013 to 19,486 in 2021; attributed to the 83% increase in the number of people on antiretroviral treatment from 656,369 in 2013 to 1,199,101 in 2021. New HIV infections have also reduced by 68.4% from 101,448 in 2013 to 32,027 in 2021 with an attendant decline in HIV prevalence from 6% to 4% during this period. HIV transmission from mother to child has also reduced from 13.9% in 2013 to 9.7% in 2021, averting an estimated 65,000 new HIV infections among children between 2013 and 2020.

Kenya has a predominantly young population, with 59% aged 24 years and below. Whereas a 47% reduction in AIDS-related deaths was registered among adolescents and young people between 2015 and 2021, this population continues to be disproportionately affected by HIV compared to older adults. In 2021, 42% of new adult HIV infections were attributed to adolescents and young people aged 15-24 years with significant geographical variations.

The 'Triple Threat Campaign' is a multisectoral, whole government approach to ending new HIV infections, unintended pregnancies, and sexual and gender-based violence among adolescent girls and young women by addressing the drivers of risk and vulnerability in this population.



1.0 Country and county population profile

Kenya has high youthful population with about **59%** of the population aged **below 24**. This is slightly higher in **Trans Nzoia County** where **64%** of the population is below **24 years**. *(Source: 2019 Census, KNBS).*

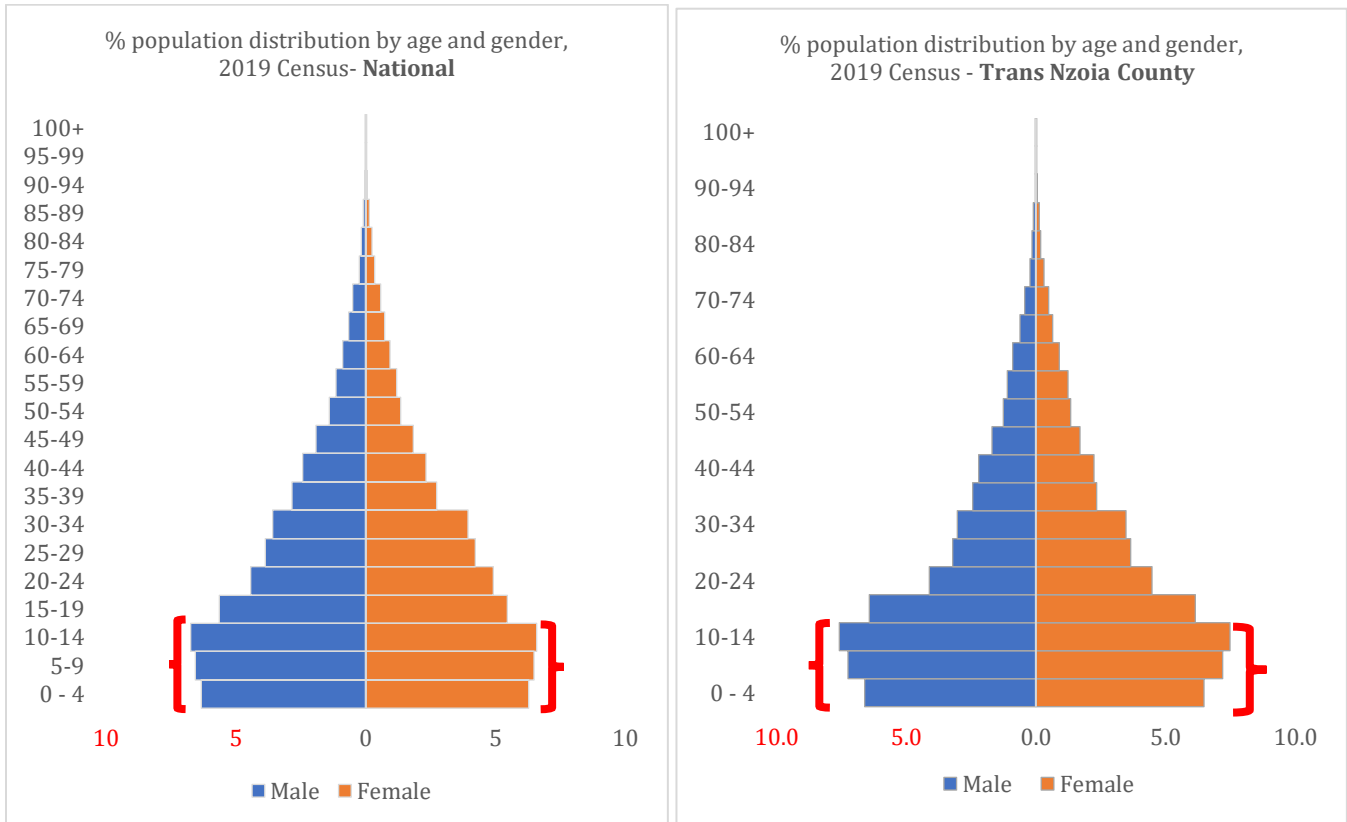


Figure 1: Population distribution in Kenya and Trans Nzoia County
Source: KNBS 2019 Population Census

2.0 HIV in Adolescents

Indicator	KENYA				TRANS NZOIA COUNTY			
	2016	2018	2020	2021	2016	2018	2020	2021
PLHIV								
All ages	1,517,707	1,493,382	1,508,405	1,435,271	26,164	28,962	27,609	23,801
15+ Adults	1,419,537	1,388,169	1,401,598	1,356,806	23,693	26,610	25,780	22,400
10-19	133,455	105,230	91,634	99,159	2,567	2,173	1,616	1,557
15-24	268,586	184,719	145,471	173,228	3,915	3,218	2,657	3,060
0-14 Children	98,170	105,213	106,807	78,465	2,471	2,352	1,830	1,401
New Infections								
All ages	77,647	52,767	41,416	32,027	613	693	794	696
15+ Adults	71,034	44,789	34,610	26,826	508	503	635	597
10-19	18,004	8,177	6,166	5,294	154	108	125	102
15-24	35,776	17,667	14,410	11,229	289	218	275	252
0-14 Children	6,613	7,978	6,806	5,201	105	190	159	99
AIDS Deaths								
All ages	35,821	28,214	20,997	19,486	893	733	530	481
15+ Adults	30,817	23,902	16,664	16,394	765	631	430	414
10-19	2,793	2,072	2,275	1,473	80	52	44	29
15-24	3,853	2,830	2,621	2,196	87	63	52	41
0-14 Children	5,004	4,312	4,333	3,092	128	101	100	66
On ART								
All ages	897,644	1,121,943	1,160,479	1,199,101	16,468	13,654	14,514	16,060
15+ Adults	826,097	1,035,618	1,087,511	1,130,513	14,584	12,510	13,482	15,005
0-14 Children	71,547	86,325	72,968	68,588	1,884	1,144	1,032	1,055
PMTCT								
Need of PMTCT	79,475	69,497	63,045	53,889	1,465	1,393	1,055	881
Receiving PMTCT	59,214	53,067	59,304	50,612	850	611	896	842
MTCT Rate	8.30%	11.50%	10.80%	9.70%	20.0%	19.2%	15.4%	11.2%
MTCT Coverage	75%	76%	94%	94%	58%	44%	85%	96%

Table 1: National and Trans Nzoia County overview of the HIV epidemic,
Source: HIV Estimates 2021, Kenya Health Information System (KHIS MOH 731)

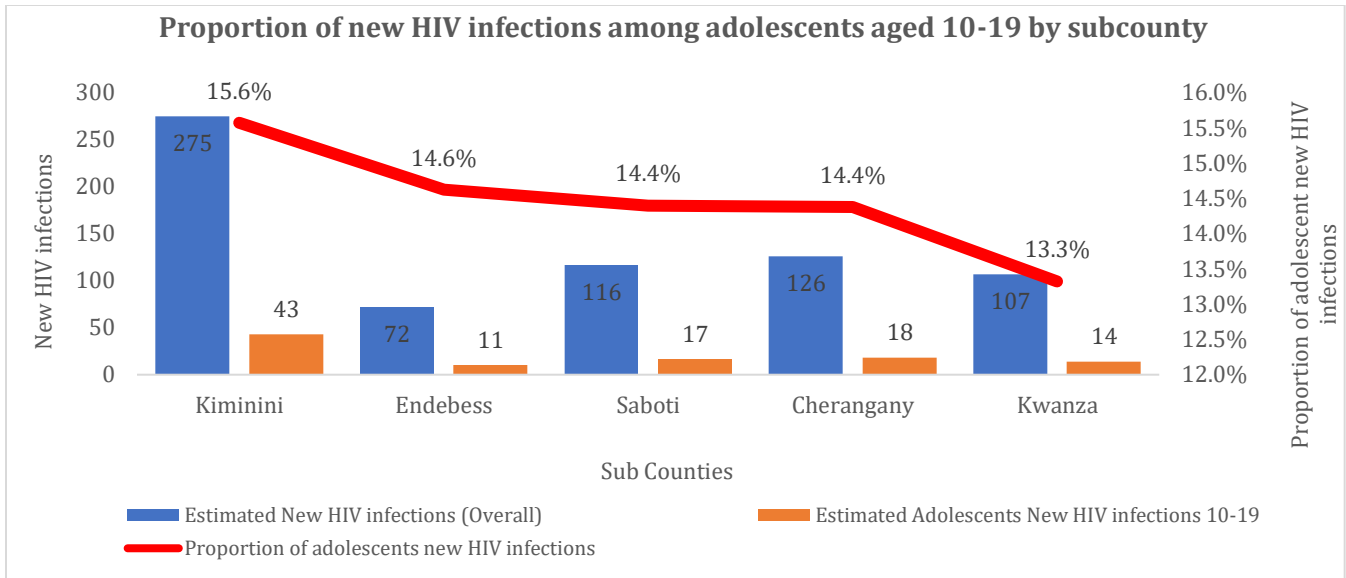


Figure 2: Adolescent new HIV infections per sub county, Source: HIV Estimates 2021

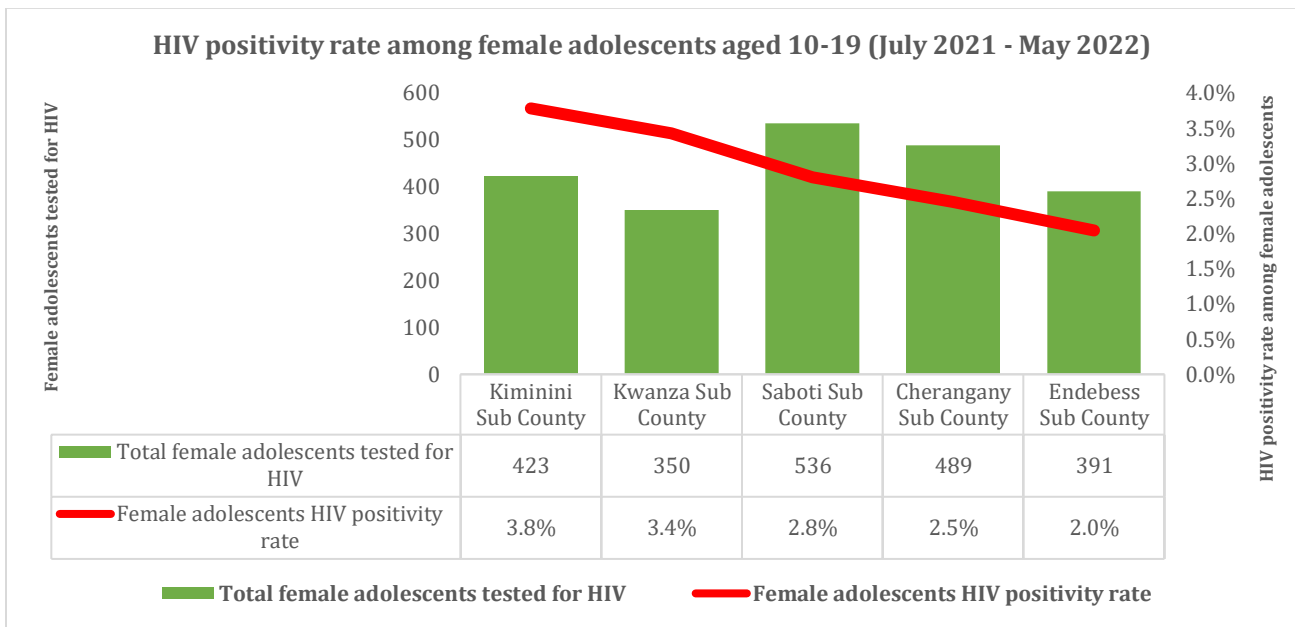


Figure 3: Female adolescents testing HIV positive per sub county (July 2021 – May 2022)
Source: KHIS_MOH 731_1

➤ **Adolescents living with HIV:**

- Nationally, there are an **estimated 99,159** adolescents aged 10-19 living with HIV
- of whom 1.5% (**1,557**) were in **Trans Nzoia County. (2021, HIV Estimates)**

➤ **Adolescents' new HIV Infections:**

- new HIV infections among adolescents aged 10-19 reduced by **71%** from **18,004** in **2015** to **5,294** in **2021** translating to **98** new HIV infections **every week**.
- **Trans Nzoia county** recorded a **34%** reduction in the same period.
- Adolescents aged 10-19 in Kiminini sub county contributed to **15.6%** of the total estimated new HIV infections (**102**) across the respective sub-counties (2021)

➤ **AIDS related deaths among adolescents:**

- Despite a **47%** decline in AIDS related deaths among adolescents in the country,
- **Trans Nzoia County** had a **higher reduction** of **64%** in AIDS related deaths among adolescents between 2015 and 2021.

➤ **Routine HIV testing:**

- In **Trans Nzoia County**, **65% (63)** of the total adolescents HIV positive tests (**97**) between **July 2021 and May 2022** were among **females aged 10-19**
- with **Kiminini sub county** leading at a HIV positivity rate of **3.8%**

➤ **Condom use:**

- According to **Kenya Demographic and Health Survey (2014)**, sexually active females aged 15-49 aware of condom use as a protection strategy against HIV infection accounted for **86.3%** in **Trans Nzoia County**.

3.1 Adolescent pregnancies

Adolescent pregnancies (10-19 years)										
Year	Kenya					Trans Nzoia County				
	10-14 years	15-19 years	Total adolescent pregnancies	New ANC clients	Proportion of adolescents presenting at ANC	10-14 years	15-19 years	Total adolescent pregnancies	New ANC clients	Proportion of adolescents presenting at ANC
2016	23,356	252,277	275,633	1,296,168	21%	318	3,667	3,985	25,110	16%
2017	23,516	316,160	339,676	1,223,317	28%	305	5,227	5,532	20,836	27%
2018	22,451	404,684	427,135	1,435,246	30%	591	11,388	11,979	28,575	42%
2019	20,121	376,719	396,840	1,429,951	28%	310	11,687	11,997	28,665	42%
2020	16,956	314,593	331,549	1,465,589	23%	201	11,400	11,601	28,239	41%
2021	21,823	294,364	316,187	1,547,656	20%	203	7,210	7,413	28,022	26%
Total	128,223	1,958,797	2,087,020	8,397,927	25%	1,928	50,579	52,507	159,447	33%

Table 2: National and Trans Nzoia County annual trend in adolescent pregnancies (2016 - 2021)
Source: Kenya Health Information System (KHIS MOH 731)

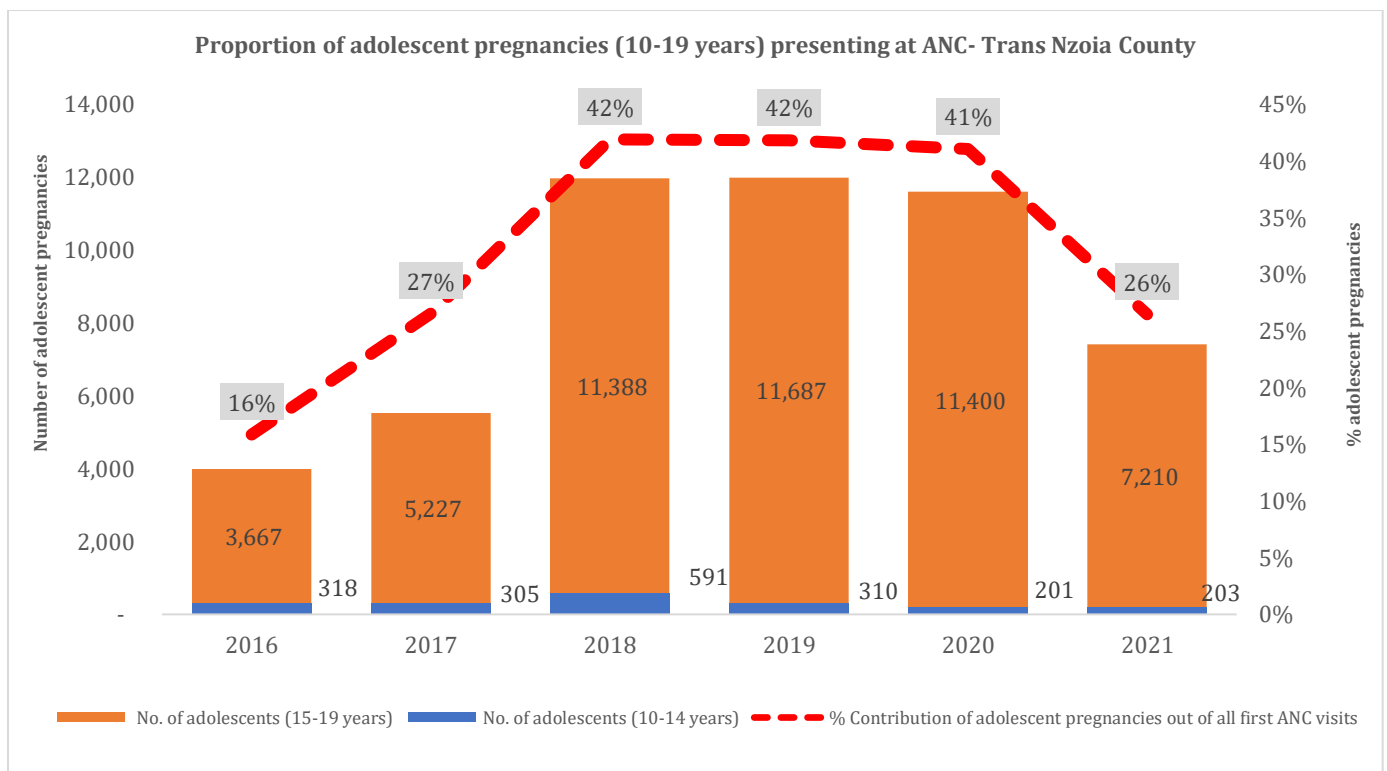


Figure 4: Annual adolescent pregnancies in Trans Nzoia County (2016 - 2021)
Source: Kenya Health Information System (KHIS MOH 711)

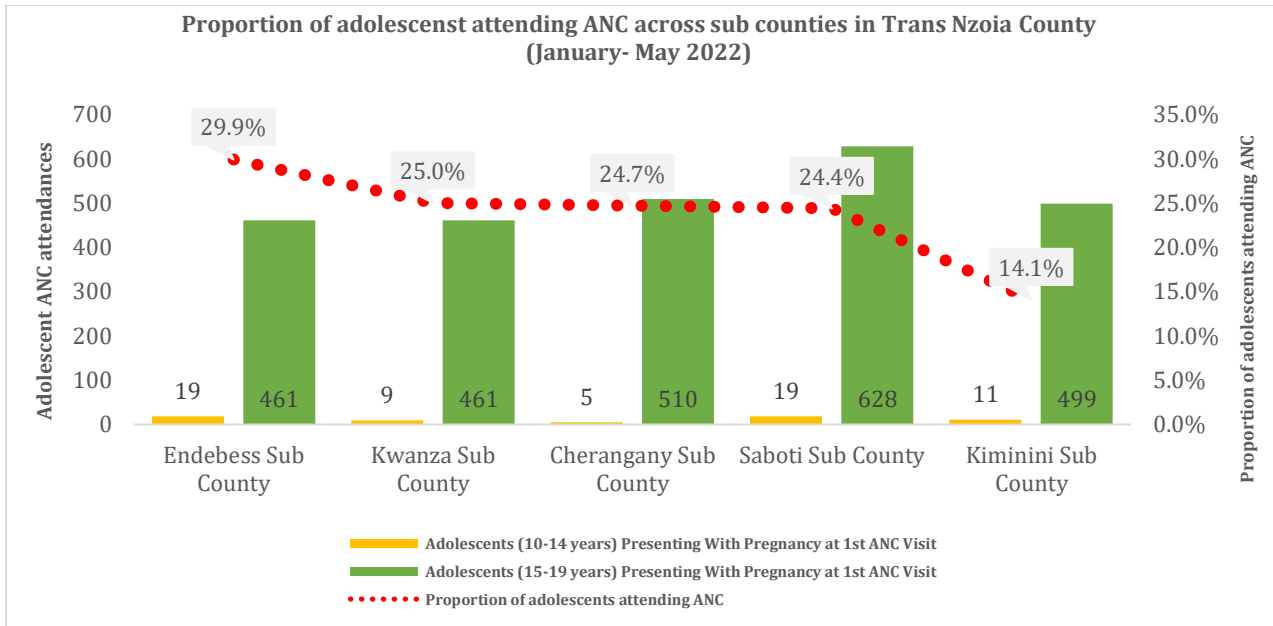


Figure 5: Adolescent pregnancies across sub counties in Trans Nzoia County (Jan-May 2022)

Source: Kenya Health Information System (KHIS MOH 711)

➤ **Sexual Debut:**

- In **Trans Nzoia County**, the median age at first sexual intercourse among women aged 20-49 was **17.8**. (**Kenya Demographic and Health Survey_ 2014**). Baringo county had a slightly lower median age at first sex (17.6) while Nakuru was 18.7

➤ **Early marriages**

- Child marriage often drives early pregnancy and in some instances, pregnancy may also precede marriage, and act as a trigger for child marriage or early union. In **Trans Nzoia County**, **9.7%** of females were reported to have been ever married by age 15-19 (**2022 Economic survey, KNBS**)

➤ **Adolescent pregnancies:**

- Adolescent pregnancies remain high in the country with an average of **25%** in the last **6 years**. Nationally, **1 in every 5 women** presenting for 1st ANC (20.4%) was an adolescent aged 10-19 in 2021.

- **Nationally**, the proportion of adolescent pregnancies aged 10-19 years have declined **by 26%** between **2018** and **2021**. However, the proportion of girls aged 10-14 attending ANC **increased by 23%** between **2020** and **2021**.
- The gradual decline in the proportion of adolescents aged 10-19 attending ANC was also observed in **Trans Nzoia County** from 11,979 in **2018** to 7413 in **2021**. Overall, Trans Nzoia County recorded a 33% decline in adolescent pregnancies compared to 22% decline in Nakuru County and 26% in Baringo county between 2018 and 2021.
- Between **January to May 2022**, **17%** of the total ANC attendances (**627,621**) were by adolescents aged 10-19 **in the country**. This was **higher in Trans Nzoia County** at **22%** with a total of **11,839** ANC attendances
- Between **January and May 2022**, adolescents aged 10-19 accounted for **30%** of all new ANC attendances in **Endebess sub county**. Notably, **Saboti sub county** contributed to **25%** of the total (**2,622**) adolescent pregnancies.

3.2 Sexual and gender-based violence among adolescents aged 10-17

Sexual and Gender Based Violence among adolescents (10-17 years)						
Year	Kenya			Trans Nzoia County		
	SGBV cases reported (10-17 years)	Total SGBV cases reported- (all ages)	% SGBV cases among adolescents	SGBV cases reported (10-17 years)	Total SGBV cases reported- (all ages)	% SGBV cases among adolescents
2016	2,466	5,810	42%	99	162	61%
2017	2,613	6,340	41%	47	80	59%
2018	5,587	11,456	49%	329	500	66%
2019	7,293	13,516	54%	286	395	72%
2020	11,465	19,839	58%	574	737	78%
2021	16,476	38,842	42%	483	829	58%
Total	45,900	95,803	48%	1,818	2,703	67%

Table 3: National and Trans Nzoia County annual trend in SGBV cases recorded among adolescents (2016-2021)

Source: Kenya Health Information System (KHIS MOH 731)

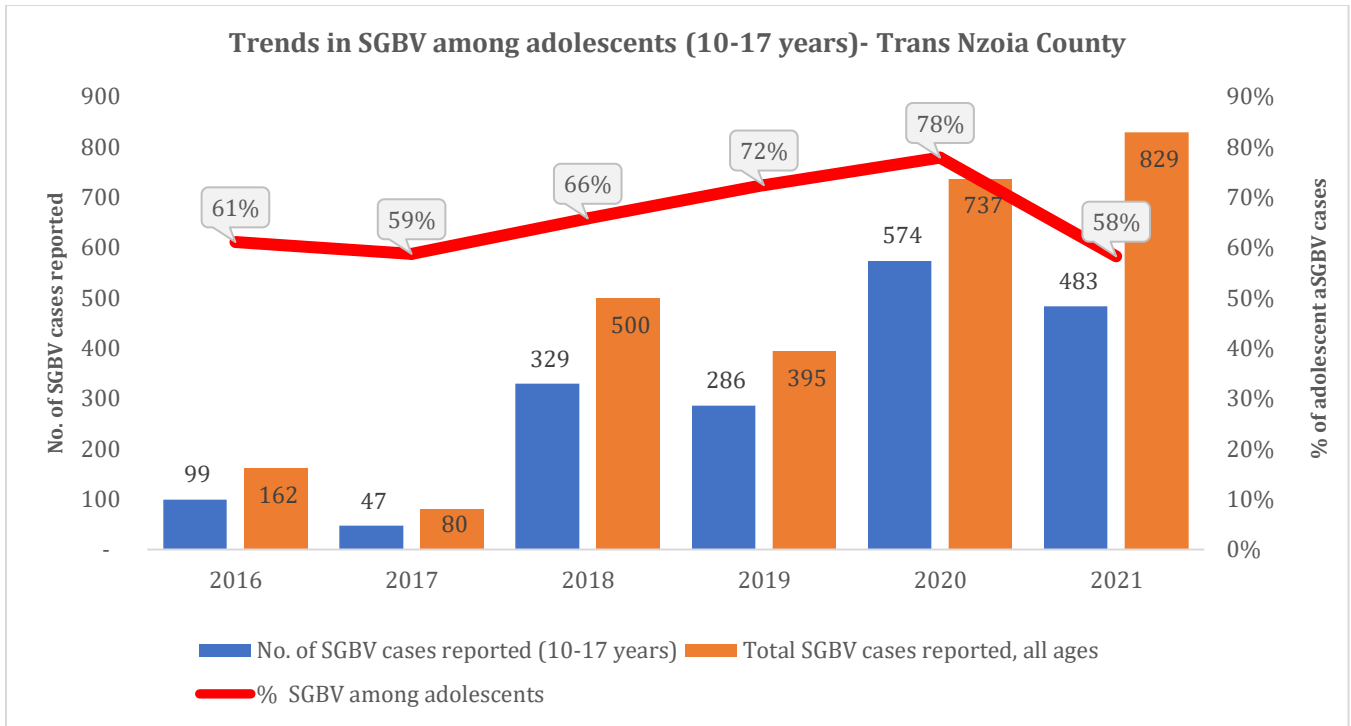


Figure 6: Annual SGBV cases reported among adolescents in Trans Nzoia County

Source: Kenya Health Information System (KHIS MOH 711)

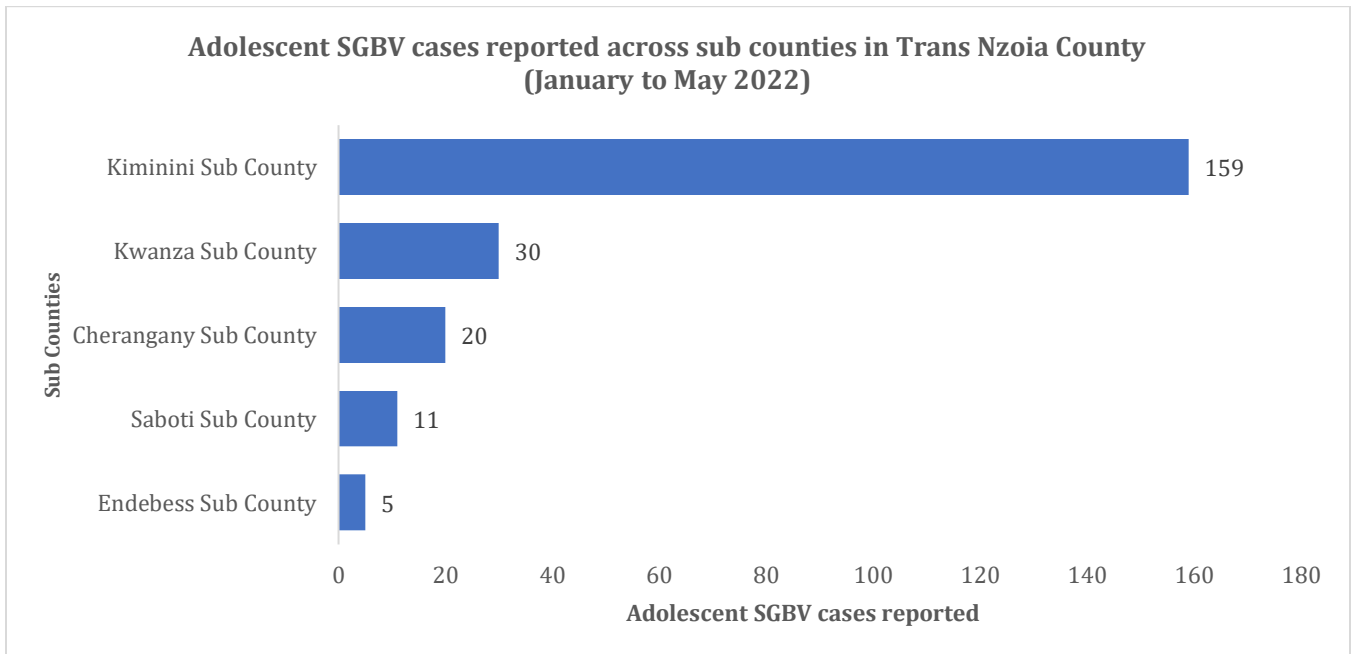


Figure 7: SGBV cases reported among adolescents across sub counties in Trans Nzoia County

Source: Kenya Health Information System (KHIS MOH 711)

- **Nationally, 1 in every 2 SGBV cases (42.4%)** reported was an adolescent aged 10-17 in **2021**. Notably, an **84% increase** was observed in the number of SGBV cases recorded among adolescents aged 10-17years from **6,340** in **2017** to **38,842** in **2021**.
- In 2021, **58%** of the total SGBV cases recorded in **Trans Nzoia County** were among adolescents aged 10-17. Similarly, a **97% increase** in the number of SGBV cases recorded among adolescents aged 10-17 was noted between **2017** and **2021**.
- Over the last 6 years, burden of SGBV among adolescents aged 10-17 years stood at 67% compared to Nakuru and Baringo Counties which stood at 46% and 18% respectively.
- In 2022 (January-May), **71%** of SGBV cases among adolescents aged 10-17 were recorded in **Kiminini sub county**

Social Determinants of Risk and Vulnerability

Transactional Sex/ Commercial Sex Work

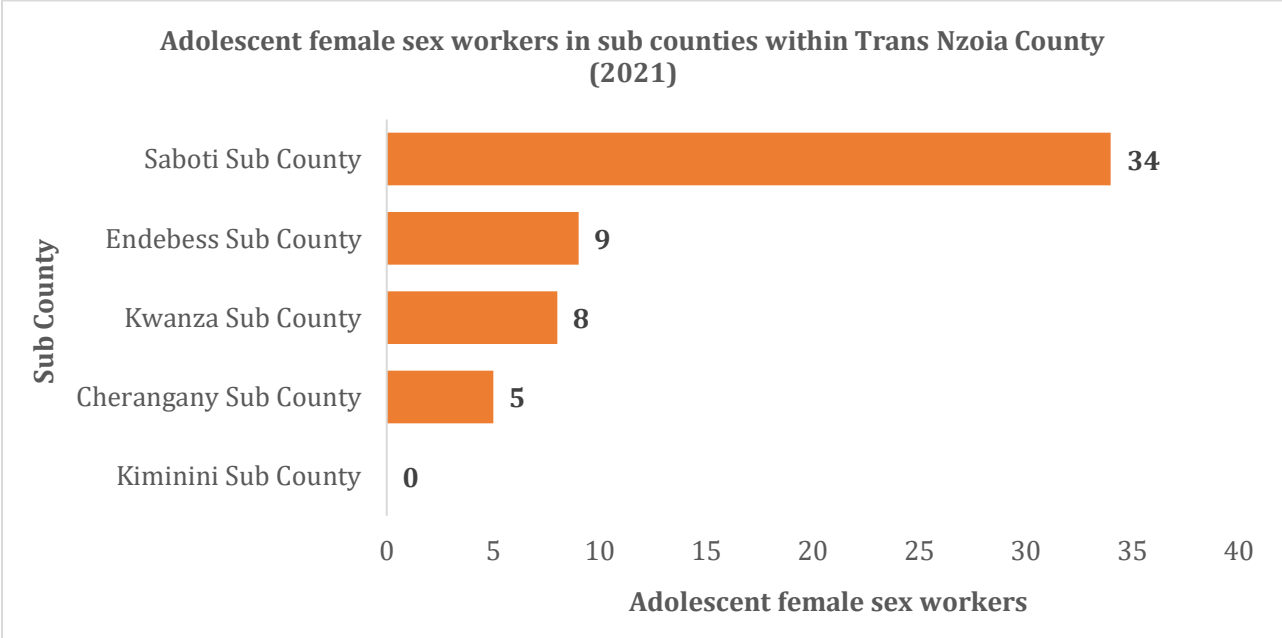


Figure 8: Adolescent female sex workers across sub counties in Trans Nzoia County
Source: Kenya Health Information System (KHIS MOH 731 B Plus)

- **In December 2021**, there were **7,592** adolescent female sex workers aged 15-19 in the **country** with 0.7% of these adolescents (56) being reported in **Trans Nzoia County**.
- Additionally, **61%** of adolescent female sex workers aged 15-19 were recorded in **Saboti sub county**.

I. Substance Abuse

Indicator/ County	10-19 years	15-24 years
Lifetime usage of alcohol among respondents aged 10 -19 years (at least one type of alcohol)- Overall	6.6%	18.6%
Lifetime usage of alcohol among respondents aged 10 -19 years (at least one type of alcohol) by region		
Nairobi	13.9%	32.6%
North-Eastern	-	1.6%
Coast	2.5%	18.8%
Central	6.4%	21.9%

Eastern	6.8%	18.9%
Rift Valley	5.2%	15.1%
Nyanza	5.4%	17.6%
Western	16.3%	30.9%

Table 4: Rapid situation assessment of drugs and substance abuse in Kenya, NACADA 2017

Source: NACADA 2017

➤ **Injection Drug use:**

- The **prevalence of HIV** among people who use drugs in the **country** stands at **18%**.
- There are an estimated **26, 673** people who inject drugs with **0.7% (180)** estimated to be in **Trans Nzoia County**.
- As of **December 2021**, only **63% (16,725)** were reported as active of whom 1% (161) were adolescents aged 15-19. **Trans Nzoia County** had **no** active people who inject drugs reported.

II. Poverty Index:

- In 2020, the overall **poverty incidence rate** in **Kenya** was **36.1%** while that of **Trans Nzoia County** was at **34%**. (*Kenya economic Report (KIPPRA 2020), KNBS (2018)*).
- In **2020**, only **2%** of poor households with orphans are beneficiaries of a cash transfer programme in **Trans Nzoia County**.

4.0 Hotline numbers

The following free toll-free are available:

- **Gender- Based Violence (GBV) Helpline:** 1195
- **Child Helpline:** 116
- **LVCT Gender-Based Violence (GBV) Helpline:** 1190

- **ULIZA NASCOP: 0800724848**
- **MULIKA Send SMS: 988**